


ET Series by

MULTI-USE UNDERCOUNTER DISHWASHERS



*Perfect for Restaurants,
Delicatessens & Fast
Food Operations*

*An Industrial
Design Machine
for Commercial
Application*

*FINALLY, an undercounter
that offers kitchenware results,
in a glass washing machine*



Process over 200 trays per hour.
Great for small bed nursing
homes and day care facilities



When space demands a small dishmachine, don't sacrifice quality or results..
Ask for one of the ET-AF UNDERCOUNTERS.

At American Dish Service, Quality People, Designs,
and Products have been the foundations of our
organization for over **45 years**.

www.americandish.com



American Dish Service
Manufacturers of Ware Washing Equipment

900 Blake Street Edwardsville, KS 66111-3820 Toll Free (800) 922-2178 Phone (913) 422-3700 Fax (913) 422-6630

ET Series

MULTI-USE UNDERCOUNTER DISHWASHERS

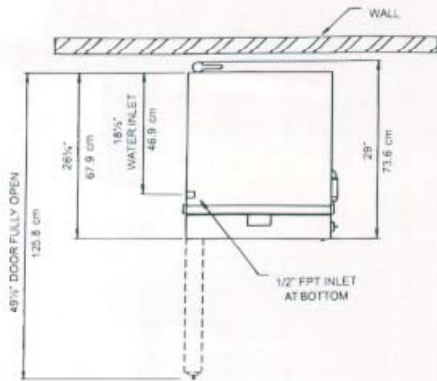
ET... The Dishmachine of choice, when space is a concern. You will **NEVER AGAIN** have to sacrifice production or results.

- 1 1/2 HP Wash and Rinse Pump
- Prime Switches
- Automatic Chemical Feed
- 90 Second Complete Time Cycle
- Hinged Mounted Panel for Easy Service Access



Operate a free standing complete warewashing center in only 48" of space. To do this, combine our ET-AF Undercounter with our stainless steel table package

Effective 2/02



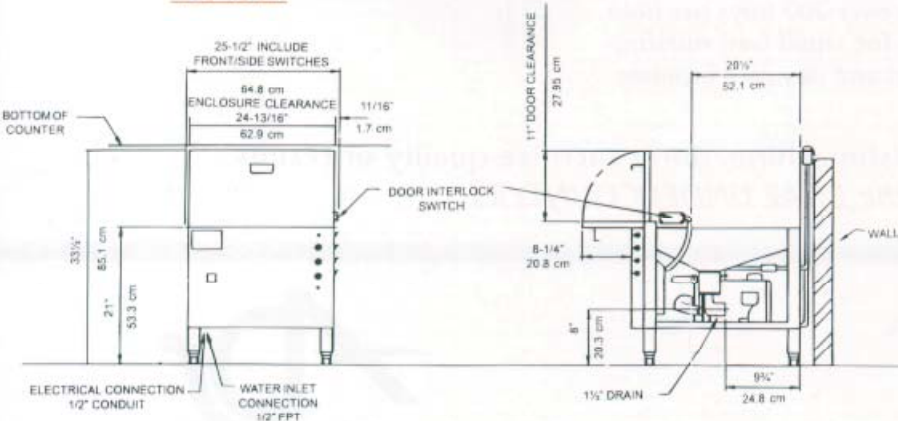
TOP VIEW

CAUTION:

Electrical and plumbing connections should be made by a qualified Service Person who will comply with all available federal, state, and local Health, Electrical, Plumbing, and Safety codes.

Manufacturer reserves the right to modify these specifications in compliance with regulatory agencies and manufacturing expediency.

Connect to Supply Source using 10-12 AWG Copper wires using non-time delay fuse of 30 amp rating or 20 amp circuit breaker.



FRONT VIEW

SIDE VIEW



ET-AF



ET Series Specifications

FAMILY MODELS

| | ET-AF | ETA | ET-AH |
|---|--|-----|-------|
| NSF RATED CAPACITY (racks/hour) | 30 | 24 | 20 |
| WASH TIME (in seconds) | 45 | 60 | 75 |
| RINSE TIME (in seconds) | 30 | 45 | 60 |
| DWELL (in seconds) | 15 | 15 | 15 |
| TOTAL CYCLE TIME (in seconds) | 90 | 120 | 150 |
| WATER TEMPERATURE OF SUPPLY WATER (NSF) | 120° F MINIMUM | | |
| WATER CONSUMPTION (NSF) | 1.7 GALS. PER CYCLE (6.4 liters/cycle) | | |
| MOTOR RATING | (1.125 KW) 1.5 HORSEPOWER | | |
| ELECTRICAL RATING (NEC) | 115 Vac, 20 amp breaker, 50/60Hz, 1 phase | | |
| RACK SIZE | STANDARD 19.75" x 19.75" (50.2 x 50.2 cm) | | |
| DOOR CLEARANCE* | 11" TALL x 22.25" WIDE (or 27.9 x 56.5 cm) | | |
| WATER INLET | (1/2") F.P.T. | | |
| DRAIN SIZE | (1-1/2") F.P.T. | | |
| HEIGHT OF STANDARD ET (adjuster feet will give) | MIN: 33.5", MAX: 38" (85.1 x 88.9 cm) | | |
| HEIGHT OF ET-AF-3 | MIN: 36.5", MAX: 38" (or 92.7 x 96.5 cm) | | |
| WIDTH (overall) | 24.8" (or 62.9 cm) | | |
| DEPTH (overall) | 29" (or 73.6 cm) | | |
| SHIPPING WEIGHT | 201 lbs (or 91.2 kg) | | |
| SHIPPING VOLUME (crated) | 38 CU. ft. (or 1.1 meters) | | |

*Also available in a 3" Taller Version with 14" x 22.25" (35.8 X 57 cm) door clearance. Model ET-AF-3

ADS has built a strong history based on Customer Service, Quality and Reliability. A Commitment to Excellence is the driving force behind American Dish Service.